

Product Information

Product Order Code	ZIPPY-084-CW-MT
DLC Order Code	ZIP-084
Common Replacement	400 – 500W MH

The Zippy-084 retrofit kit can be used in Arealight, Canopy, Cans, Cobrahead, Downlight, Floodlight, Post Top and Wallpack lighting fixtures.

Performance Ratings and Certifications

UL 1598
UL 8750
CSA C22.2#2500
CSA C22.2#250.13

Performance Summary

Lumens:	19,448 lumens
Lumens Per Watt (Typical):	140 LPW
Power Consumption:	139 W
Light Engine:	L70 Rated Lifetime of 100,000+ hours.
CRI:	Minimum 70 CRI. Custom CRI available upon request.
CCT (Typical):	3000K, 4000K, 5700K
Manufactured in the U.S. with parts from U.S. and imported	

Fixture Information

Mounting Plate:	Aluminum 3003
Mounting:	Universal mounting kit with four 2.5" four 7.5" and four 11" magic tabs
Length:	11"
Width:	11"
Depth:	3.21"
Weight:	3.94 lbs.
Shipping Weight:	5.74 lbs.

Fits Luminaires with Internal Dimensions of

Length:	11.25 - 33"
Width:	11.25 - 33"
Depth:	4" (minimum)

Electrical System Characteristics / Data

AC Input:	120/277 VAC (standard), 480 VAC (upgrade)
FCC:	Title 47, Part 2, Part 15, Class A
EM:	Compliance to EN55015, EN55022 (CISPR22) Class B, EN61000-3-2 Class C (60% load); EN61000-3-3
EM Immunity:	Compliance to EN61000-4-2,3,4,5,6,8,11, EN61547, EN55024, light industry level (surge 4KV), criteria A
Withstand Voltage:	I/P-O/P: 3.75KVAC I/P-FG: 2KVAC O/P - FG: 1.5KVAC
Isolation Resistance:	I/P-O/P, I/P-FG, O/P-FG: 100M Ohms / 500VDC / 25 / 70% RH
Power Factor:	PF > 0.98/115VAC, PF > 0.92/277VAC
Total Harmonic Distortion:	THD < 20%
Standard Surge Protection:	All-Around Protection: OVP, SCP, OLP.
Enhanced Surge Protection:	Protects against surges according to IEEE C62.41.2 C and ANSI C136.2
Emergency Batt. Backup:	Optional upgrades available.

Optional Controls:

Wireless Controls:	Optional via Pulse Wireless Mesh Network
Dimming:	Standard: 0-10V Optional: step, line voltage or bi-level.
Daylight Harvesting Sensor:	Optional
Occupancy Sensor:	Optional

Warranty

Standard 5-Year Manufacturer's Warranty Available. Full Warranty Terms Available At www.noribachi.com/products/warranty

Performance Specifications

Electrical Load				
Light Engine	Drive Current (Amps@120VAC)	Drive Current (Amps@277VAC)	Drive Current (Amps@480VAC)	System Power (Watts)*
ZIPPY-084	1.16	0.50	0.29	139

* ideal wattage

Operating Characteristics (Typical @5700K CCT)				
Light Engine	Lumens (Medium Dist)	Input Power (Watts)	Lumens per Watt	Replaces
ZIPPY-084	19,448	139	140.00	400-500W

Fixture Specifications

Construction

Durable aluminum 3003 plate with high lumen packages.

Mounting Options

All Zippy Kits! come with a package of hardware that precludes the use of a custom plate. Mounting kits include several different sized, fully adjustable magic-tabs, a collection of wire connectors, fastening hardware, spacers and zip-ties.

Electrical System Specifications

Electrical System

Standard AC input of 120 – 277VAC. Optional upgrade to 480VAC. Driver meets maximum harmonic distortion (THD) of 20% and is ROHS compliant. Power Factor = > 0.9. Standard Surge protection according to IEC/EN 61000-4-5 EMC test standard and can protect against up to 4KV transient surge. Optional, enhanced Surge Protection protects Line-Ground, Line-Neutral, and Neutral-Ground. Protects against surges according to IEEE C62.41.2C(10kA and 10kV) and ANSI C136.2.

Controls

Optional controls include: 0-10V (010V), Step, line voltage and Bi-Level Dimming functionality (not guaranteed to work with all dimming systems). Occupancy and Daylight Harvest Sensors available. Optional Emergency Battery Backup: Nickel-Cadmium Batteries, 5W, 600 Lumens for 90 minutes. Optional Cold Emergency Battery Backup: 23W, 2000 Lumens for 90 minutes. The battery has a 7-10 year lifespan.

Driver

All LED drivers provide constant current to give flicker free lighting. Two different drive currents are provided; A (350 mA) and B (525 mA). Highly reliable. Suitable for dry, damp and wet locations. Compliant to worldwide safety regulations for lighting.

Ambient Temperature

We provide fixtures that can sustain ambient temperature ranging from -40F to 140F (-40C to 60C).

Wireless Control Options

Optional wireless networking using the Noribachi Pulse Wireless controller. Pulse is an Arduino-based hardware platform that provides communication between fixtures and a base station using Digi's XBEE based mesh network. Pulse controls up to 16 independent LED lighting fixtures using an FCC approved 900 MHz frequency with up to 200 Kbps data transmission speed. Transmit power output 50 mW. Data transmission rate is 156.25 kbps. 128 bit AES Encryption.

Occupancy Sensor and Daylight Harvesting

Sensor provides 60' diameter coverage from a 40' height. Time can be set from 30 seconds to 30 minutes.

RGBW Controls

Optional RGBW controls with communication to fixture via DMX512 or DMX256 and four channel controls. Four channel control uses red, green, blue and white (to control intensity). DMX controller optional, either software DMX master (via CD and USB adapter) or a physical DMX master. 2.4 GHz wireless DMX networking optional. Other frequencies available upon request.

Testing Compliance

Noribachi complies with and exceeds standards set forth by UL and CSA. All luminaires comply with UL 1598 (CSA C22.2#250.13), and UL 8750 (CSA C22.2#250.0) standards for safety.

Performance testing is done in accordance with LM-79 color measurements and LM-79 distribution measurements, and LM-80 lumen maintenance testing.

Manufacturing

Manufactured in beautiful Harbor City, CA. ARRA Compliant. NAFTA Compliant. Test and burn-in of 100% of all luminaires before shipment. No less than 8-years experience in manufacturing LED-based products.

Warranty

Standard 5-year Manufacturer's warranty available. See details at www.Noribachi.com.

Note

All safety tests and performance data is done in ambient (STP) conditions. Specifications subject to change without notice. Actual performance may differ as a result of end-user environment application. Actual wattage may differ by +/- 8%. Lumen values may vary within compliance with ANSI C78-377 (unless specifying tight color bins).

Ordering

In stock and ready to ship in 72 hours!

Optic Specifications

White LED Optics

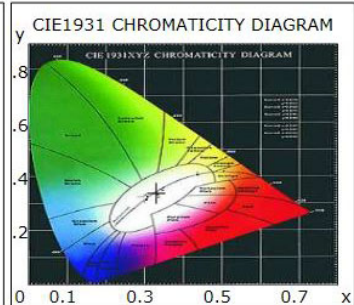
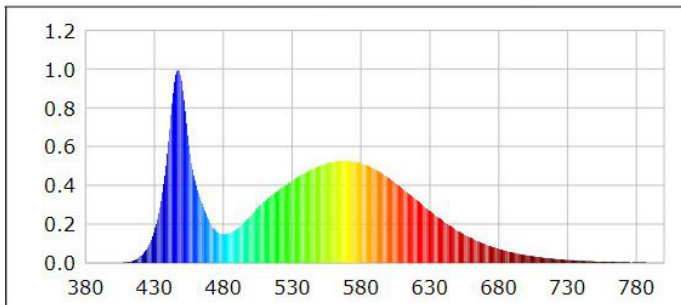
High brightness, high efficiency LEDs Standard color temperature is Cool White (5700K typical). Neutral White (4000K typical) and Warm White (3000K typical) also available. All with minimum 70 CRI Tight bins ($\pm 50\text{degK}$ variability) also available – recommended for VVV installations as the eye is sensitive to variations in this color range. 40deg and 80deg beam angle optional (n/a for RGBW).

RGBW Light Engine Optics

RGBW light engine also available, compatible with DMX contdler. RGBW colors to allow changing from pure white light to any hue available. Multiple channels of LEDs produce a full spectrum of light anywhere from deepest red to farthest violet. CRI great than 75 in the 2700K – 4000K range.

Single color light engines also available Red=630 nanometers, Green=525 nanometers Blue=475 nanometers.

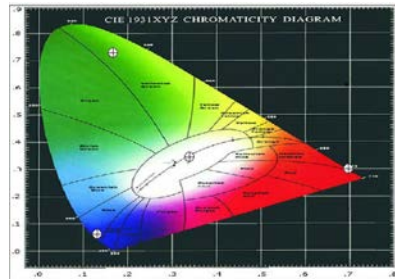
Photometric Data for White LED Light Engine



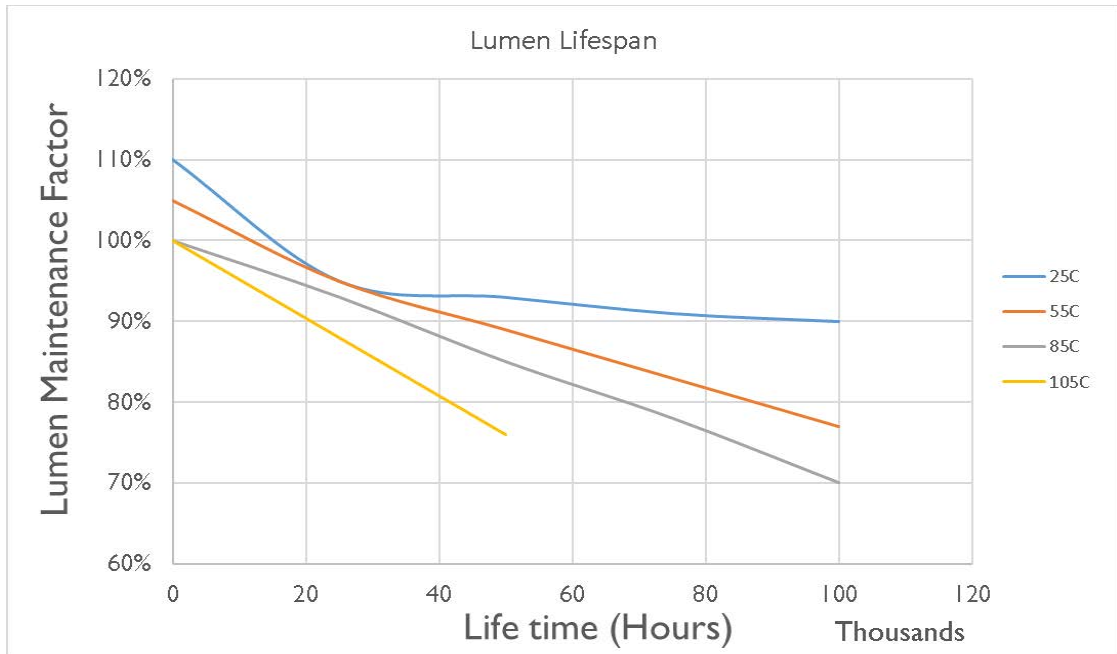
Chromaticity coordinates: $x=0.3305$ $y=0.3424$ $u(u')=0.2050$ $v=0.3186$ $v'=0.4779$
 CCT: $T_c=5700\text{K}$ ($duv=0.00156$) Color Ratio: $R=0.133$ $G=0.827$ $B=0.040$
 Peak Wavelength: 447.2nm Half Bandwidth: 19.1nm
 Dominant Wavelength: 535.2nm Color Purity: 0.020
 Color Render Index: $R_a=75.0$, $\text{avgR}(1\sim 14)=65.6$, $\text{avgR}(1\sim 15)=65.9$
 R1 =74 R2 =76 R3 =76 R4 =81 R5 =75 R6 =66 R7 =84 R8 =67
 R9 =0 R10=41 R11=78 R12=40 R13=73 R14=86 R15=71

Photometric Data for RGBW LED Light Engine

Chromaticity coordinates:
 White $x = 0.3405, y = 0.3459$
 Green $x = 0.1687, y = 0.7296$
 Red $x = 0.6968, y = 0.3024$
 Blue $x = 0.1316, y = 0.0636$



Lumen Performance



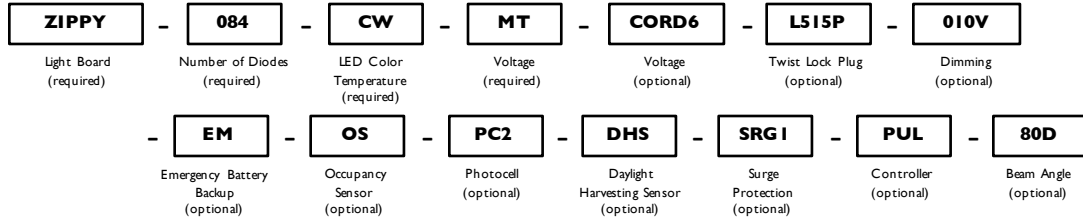
Lumen Maintenance Factors (B Drive)					
T _j (Junction Temp)	INITIAL LMF	25K HR PROJECTED LMF	50K HR PROJECTED LMF	75K HR PROJECTED LMF	100K HR PROJECTED LMF
25°C	1.10	0.95	0.93	0.91	0.90
55°C	1.05	0.95	0.89	0.83	0.77
85°C	1.00	0.93	0.85	0.78	0.70
105°C	1.00	0.88	0.76	N/A	N/A

Each temperature has an independent initial value. In accordance with IESNA TM021011, Projected Values represent interpolated value based on time durations that are within six times (6X) the IESNA LM-80-08 total test duration (in hours) for the device under testing (DUT) i.e. the packaged LED chip). In accordance with IESNA TM-21-11, Calculated Values represent time durations that exceed six times (6X) the IESNA LM-80-08 total test duration (in hours) for the device under testing (DUT) i.e. the packaged LED chip).

Lumen Multiplier	
AMBIENT TEMPERATURE	LUMEN MULTIPLIER
10°C	1.032
15°C	1.021
25°C	1.000
40°C	0.968
50°C	0.946

How to Order

Sample Order Code: Only include the optional upgrades you need.



For Rebates, use DLC order code. **Ex: ZIP-084**

Numbering Order	Specification	Required or Optional	Allowed Values	Description
1	Light Board	Required	ZIPPY	For ZIPPY-084
2	Number of Diodes	Required	084	For ZIPPY-084
3	LED Color Temperature	Required	CW	Standard Cool White LEDs (5700K)
			NW	Neutral White LEDs (4000K)
			VW	Warm White LEDs (3000K)
			[Specific degree Kelvin]	Specific color temp LEDs [Specific degree Kelvin]
			TB1 [Specific degree Kelvin]	Tight Bin LED Color [Specific degree Kelvin] for < 150W
			TB2 [Specific degree Kelvin]	Tight Bin LED Color [Specific degree Kelvin] for > 150W
			RGBW*	Red/Green/Blue/White light engine
4	Voltage	Required	SC [R, G, B]*	Red, Green, or Blue light engine
			MT	Standard AC input: 120VAC - 277VAC
			HV1	High Voltage (480VAC) option for up to 150W
5	Cord	Optional	HV2	High Voltage (480VAC) option for greater than 150W
			CORD6	6' 16/3 STW Cord
6	Twist Lock Plug	Optional	CORD10	10' 16/3 STW Cord
			L515P	L515P 125V Twist Lock Plug
			L615P	L615P 250V Twist Lock Plug
			L715P	L715P 277V Twist Lock Plug
			L720P	L720P 277V Twist Lock Plug
			L820P	L820P 480V Twist Lock Plug
7	Dimming	Optional	L830P	L830P 480V Twist Lock Plug
			010V	0 - 10V dimming
			STEP	Step dimming
			LVDIM	Line Voltage dimming
8	Emergency Battery Backup	Optional	BLD	Bi-level dimming
			EM	Emergency Battery Backup
9	Occupancy Sensor	Optional	EMC	Emergency Battery Backup - Cold
10	Photocell	Optional	OS	Occupancy Sensor
			PC1	Photocell for 120V applications
11	Daylight Harvesting Sensor	Optional	PC2	Photocell for 277V applications
			DHS	Daylight Harvesting Sensor
12	Surge Protection	Optional	SRG1	Enhanced Surge Protection 120-277VAC
			SRG2	Enhance Surge Protection 480VAC
13	Controller	Optional	PUL	Pulse Wireless Controller
			80D	80degree beam angle optics
14	Beam Angle	Optional	40D	40degree beam angle optics

*Lead time will be greater than 72 hours.